

*Authority Budget of:*

**ADOPTED COPY**

*Secaucus Municipal Utilities Authority*

State Filing Year **2021**

*For the Period:*

*January 1, 2021 to December 31, 2021*


[secaucusmua.org](http://secaucusmua.org)  
Authority Web Address

**APPROVED COPY**

JAN - 8 2021



NJ DEPARTMENT OF  
**Community Affairs**



*Division of Local Government Services*

Resolution No. 11-10-20 A

**RESOLUTION OF THE COMMISSIONERS OF THE SECAUCUS  
MUNICIPAL UTILITIES AUTHORITY APPROVING THE LATE FILING OF  
THE 2021 BUDGET**

Whereas, the Secaucus Municipal Utilities Authority is required to submit their approved Budget 60 days prior to the start of their fiscal year to the State of New Jersey, and;

Whereas, the Budget preparation was delayed until the Authority was able to reasonably determine amounts of insurance and health benefit expense, and;

Whereas, the Authority has estimated the amounts of the insurance and health benefit expenses required to be included in the proposed budget.

Now Therefore Be It Resolved by the Commissioners of the Secaucus Municipal Utilities Authority approving the late filing of the 2021 Budget.

	Y	N	A	O
Cardenas	✓			
Manderano	✓			
Schoenrock				-
Spellmeyer	✓			
Vogel				-

I hereby certify that the above is a true copy of a resolution approved by the Secaucus Municipal Utilities Authority on 11-10-20  
Brian Bigler, Executive Director

**2021 (2021-2022) AUTHORITY BUDGET**

**Certification Section**

2021 (2021-2022)

Secaucus Municipal Utilities Authority  
(Name)

**AUTHORITY BUDGET**

FISCAL YEAR: FROM January 1, 2021 TO December 31, 2021

For Division Use Only

**CERTIFICATION OF APPROVED BUDGET**

*It is hereby certified that the approved Budget made a part hereof complies with the requirements of law and the rules and regulations of the Local Finance Board, and approval is given pursuant to N.J.S.A. 40A:5A-11.*

State of New Jersey  
Department of Community Affairs  
Director of the Division of Local Government Services

By: Paul D. Cwert CPA, RMA Date: 12/21/2020

**CERTIFICATION OF ADOPTED BUDGET**

*It is hereby certified that the adopted Budget made a part hereof has been compared with the approved Budget previously certified by the Division, and any amendments made thereto. This adopted Budget is certified with respect to such amendments and comparisons only.*

State of New Jersey  
Department of Community Affairs  
Director of the Division of Local Government Services

By: Paul D. Cwert CPA, RMA Date: 1/11/2021

# 2021 (2021-2022) PREPARER'S CERTIFICATION


**Secaucus Municipal Utilities Authority**  
(Name)

## AUTHORITY BUDGET

FISCAL YEAR: FROM: 1/1/2021 TO: 12/31/2021

It is hereby certified that the Authority Budget, including both the Annual Budget and the Capital Budget/Program annexed hereto, represents the members of the governing body's resolve with respect to statute in that: all estimates of revenue are reasonable, accurate and correctly stated; all items of appropriation are properly set forth; and in itemization, form and content, the budget will permit the exercise of the comptroller function within the Authority.

It is further certified that all proposed budgeted amounts and totals are correct. Also, I hereby provide reasonable assurance that all assertions contained herein are accurate and all required schedules are completed and attached.

Preparer's Signature:			
Name:	William Katcher, CPA		
Title:	Accountant		
Address:	596 Anderson Avenue, Suite 303, Cliffside Park, NJ 07010		
Phone Number:	201-943-4449	Fax Number:	201-943-5099
E-mail address	bill@katchencpa.com		

# 2021 (2021-2022) APPROVAL CERTIFICATION


## Secaucus Municipal Utilities Authority (Name)

### AUTHORITY BUDGET

FISCAL YEAR: FROM:1/1/2021 TO:12/31/2021

It is hereby certified that the Authority Budget, including all schedules appended hereto, are a true copy of the Annual Budget and Capital Budget/Program approved by resolution by the governing body of the Secaucus Municipal Utilities Authority, at an open public meeting held pursuant to N.J.A.C. 5:31-2.3, on the 10 day of November, 2020.

It is further certified that the recorded vote appearing in the resolution represents not less than a majority of the full membership of the governing body thereof.

Officer's Signature:			
Name:	Brian Bigler		
Title:	Executive Director		
Address:	1100 Koelle Boulevard, Secaucus, Nj 07094		
Phone Number:	201-330-2089	Fax Number:	201-617-5910
E-mail address	bbigler@secaucus.net		

# INTERNET WEBSITE CERTIFICATION

Authority's Web Address: www.secaucusmua.org

All authorities shall maintain either an Internet website or a webpage on the municipality's or county's Internet website. The purpose of the website or webpage shall be to provide increased public access to the authority's operations and activities. N.J.S.A. 40A:5A-17.1 requires the following items to be included on the Authority's website at a minimum for public disclosure. Check the boxes below to certify the Authority's compliance with N.J.S.A. 40A:5A-17.1.

- A description of the Authority's mission and responsibilities
- Budgets for the current fiscal year and immediately preceding two prior years
- The most recent Comprehensive Annual Financial Report (Unaudited) or similar financial information (Similar Information is such as PIE Charts, Bar Graphs etc. for such items as Revenues, Expenditures, and other information the Authority deems relevant to inform the public)
- The complete (All Pages) annual audits (Not the Audit Synopsis) of the most recent fiscal year and immediately two prior years
- The Authority's rules, regulations and official policy statements deemed relevant by the governing body of the authority to the interests of the residents within the authority's service area or jurisdiction
- Notice posted pursuant to the "Open Public Meetings Act" for each meeting of the Authority, setting forth the time, date, location and agenda of each meeting
- The approved minutes of each meeting of the Authority including all resolutions of the board and their committees; for at least three consecutive fiscal years
- The name, mailing address, electronic mail address and phone number of every person who exercises day-to-day supervision or management over some or all of the operations of the Authority
- A list of attorneys, advisors, consultants and any other person, firm, business, partnership, corporation or other organization which received any remuneration of \$17,500 or more during the preceding fiscal year for any service whatsoever rendered to the Authority.

It is hereby certified by the below authorized representative of the Authority that the Authority's website or webpage as identified above complies with the minimum statutory requirements of N.J.S.A. 40A:5A-17.1 as listed above. A check in each of the above boxes signifies compliance.


Name of Officer Certifying compliance

Brian Bigler

Title of Officer Certifying compliance

Executive Director

Signature



# 2021 (2021-2022) AUTHORITY BUDGET RESOLUTION SECAUCUS MUNICIPAL UTILITIES AUTHORITY

(Name)

**Important --The Amounts on this page need to agree with budget pages F-1 and CB-3. Fill these amounts in after you finalize the amounts on pages F-1 and CB-3. Re-check before this resolution is adopted**

**FISCAL YEAR: FROM:1/1/2021 TO:12/31/2021**

WHEREAS, the Annual Budget and Capital Budget for the Secaucus Municipal Utilities Authority for the fiscal year beginning, January 1, 2021 and ending, December 31, 2021 has been presented before the governing body of the Secaucus Municipal Utilities Authority at its open public meeting of November 10, 2020; and

WHEREAS, the Annual Budget as introduced reflects Total Revenues of \$ 3,493,181 , Total Appropriations, including any Accumulated Deficit if any, of \$ 4,779,930 and Total Unrestricted Net Position utilized of \$1,286,749; and

WHEREAS, the Capital Budget as introduced reflects Total Capital Appropriations of \$800,000 and Total Unrestricted Net Position planned to be utilized as funding thereof, of \$800,000; and


WHEREAS, the schedule of rates, fees and other charges in effect will produce sufficient revenues, together with all other anticipated revenues to satisfy all obligations to the holders of bonds of the Authority, to meet operating expenses, capital outlays, debt service requirements, and to provide for such reserves, all as may be required by law, regulation or terms of contracts and agreements; and

WHEREAS, the Capital Budget/Program, pursuant to N.J.A.C. 5:31-2, does not confer any authorization to raise or expend funds; rather it is a document to be used as part of the said Authority's planning and management objectives. Specific authorization to expend funds for the purposes described in this section of the budget, must be granted elsewhere; by bond resolution, by a project financing agreement, by resolution appropriating funds from the Renewal and Replacement Reserve or other means provided by law.

NOW, THEREFORE BE IT RESOLVED, by the governing body of the Secaucus Municipal Utilities Authority, at an open public meeting held on November 10, 2020 that the Annual Budget, including all related schedules, and the Capital Budget/Program of the Secaucus Municipal Utilities Authority for the fiscal year beginning, 1/1/2021 and ending, 12/31/2021 is hereby approved; and

BE IT FURTHER RESOLVED, that the anticipated revenues as reflected in the Annual Budget are of sufficient amount to meet all proposed expenditures/expenses and all covenants, terms and provisions as stipulated in the said Authority's outstanding debt obligations, capital lease arrangements, service contracts, and other pledged agreements; and

BE IT FURTHER RESOLVED, that the governing body of the Secaucus Municipal Utilities Authority will consider the Annual Budget and Capital Budget/Program for adoption on January 5, 2021.

  
\_\_\_\_\_  
(Secretary's Signature)

11/22/20  
\_\_\_\_\_  
(Date)

Governing Body Member: Recorded Vote  
Aye    Nay    Abstain    Absent

Note Fill in the name of Each Commissioner and indicate their recorded Vote

	Y	N	A	O
Cardenas	✓			
Manderano	✓			
Schoenrock				-
Spellmeyer	✓			
Vogel				-



# 2021 (2021-2022) ADOPTION CERTIFICATION

## SECAUCUIS MUNICIPAL UTILITIES AUTHORITY (Name)

### AUTHORITY BUDGET


FISCAL  
YEAR:

FROM:1/1/2021

TO:12/31/2021

Note: This is filled on for Adoption of the Budget Don't fill in for Introduction of the Budget

It is hereby certified that the Authority Budget and Capital Budget/Program annexed hereto is a true copy of the Budget adopted by the governing body of the Secaucus Municipal Utilities Authority, pursuant to N.J.A.C. 5:31-2.3, on the 5 day of, January, 2021.

Officer's Signature:			
Name:	Brian Bigler		
Title:	Executive Director		
Address:	1100 Koelle Boulevard, Secaucus, NJ 07094		
Phone Number:	201-330-2089	Fax Number:	201-617-5910
E-mail address	bbigler@secaucus.net		

# 2021 (2021-2022) ADOPTED BUDGET RESOLUTION

This resolution is for Adoption of the Budget Only Don't use for introduction of the Budget

Note Fill in the name of Each Commissioner and indicate their recorded Vote

## SECAUCUS MUNICIPAL UTILITIES AUTHORITY (Name) AUTHORITY

**FISCAL YEAR:** FROM:1/1/2021 TO:12/31/2021

WHEREAS, the Annual Budget and Capital Budget/Program for the Secaucus Municipal Utilities Authority for the fiscal year beginning January 1, 2021 and ending, December 31, 2021 has been presented for adoption before the governing body of the Secaucus Municipal Utilities Authority at its open public meeting of January 5, 2021; and


WHEREAS, the Annual Budget and Capital Budget as presented for adoption reflects each item of revenue and appropriation in the same amount and title as set forth in the introduced and approved budget, including all amendments thereto, if any, which have been approved by the Director of the Division of Local Government Services; and

WHEREAS, the Annual Budget as presented for adoption reflects Total Revenues of \$ 3,493,181, Total Appropriations, including any Accumulated Deficit, if any, of \$4,779,930 and Total Unrestricted Net Position utilized of \$1,286,749; and

WHEREAS, the Capital Budget as presented for adoption reflects Total Capital Appropriations of \$800,000 and Total Unrestricted Net Position planned to be utilized of \$800,000; and

NOW, THEREFORE BE IT RESOLVED, by the governing body of Secaucus Municipal Utilities Authority, at an open public meeting held on January 5, 2021 that the Annual Budget and Capital Budget/Program of the Secaucus Municipal Utilities Authority for the fiscal year beginning, 1/1/2021 and, ending, 12/31/2021 is hereby adopted and shall constitute appropriations for the purposes stated; and

BE IT FURTHER RESOLVED, that the Annual Budget and Capital Budget/Program as presented for adoption reflects each item of revenue and appropriation in the same amount and title as set forth in the introduced and approved budget, including all amendments thereto, if any, which have been approved by the Director of the Division of Local Government Services.

  
(Secretary's Signature)

1/5/2021  
(Date)

Governing Body Member: Recorded Vote Aye Nay Abstain Absent

Note Fill in the name of Each Commissioner and indicate their recorded Vote

	Y	N	A	O
① Cardenas	✓			
② Manderano	✓			
Stamm Schenrock				✓
Spellmeyer	✓			
Vogel				✓

**2021 (2021-2022) AUTHORITY BUDGET**

**Narrative and Information Section**

# 2021 (2021-2022) AUTHORITY BUDGET MESSAGE & ANALYSIS

## Secaucus Municipal Utilities Authority (Name)

### AUTHORITY BUDGET

FISCAL  
YEAR:

FROM:1/1/2021

TO:12/31/2021

*Answer all questions below. Attach additional pages and schedules as needed.*

1. Complete a brief statement on the 2021/2021-2022 proposed Annual Budget and make comparison to the 2020/2020-2021 adopted budget for each Revenues and Appropriations. Explain any variances over +/-10% (As shown on budget pages F-2 and F-4 explain the reason for changes for each revenue and appropriation changing more than 10%) for each individual revenue and appropriation line item. Explanations of variances should include a description of the reason for the increase/decrease in the budgeted line item, not just an indication of the amount and percent of the change. Attach any supporting documentation that will help to explain the reason for the increase/decrease in the budgeted line item. See **attached description of variances between the current and proposed budget line items.**
2. Describe the state of the local/regional economy and how it may impact the proposed Annual Budget, including the planned Capital Budget/Program. (Example Consider New Development projects such as Housing /Commercial projects impact on the Authorities expenses or revenues). The Community as with all other Town's has been impacted by the COVID-19 Pandemic causing the Authority to be cognizant of actions required to mitigate the effects. The proposed budget is impacted by anticipated increased cost of disinfectant and other employee and public actions to be taken to remain safe.
3. Describe the reasons for utilizing Unrestricted Net Position in the proposed Annual Budget and or Capital Budget, i.e. rate stabilization, debt service reduction, to balance the budget, etc. If the Authority's budget anticipates a use of Unrestricted Net Position, this question must be answered. **The service agreement with the Town of Secaucus requires estimated year-end surplus amounts to be considered as revenue in subsequent budgets.**
4. Identify any sources of funds transferred to the County/Municipality as a budget subsidy or a shared service payments, pilot payments, or other types of contracts or agreements (Example to provide police services to the Authority etc. and explain the reason for the transfer (i.e.: to balance the County/Municipality budget, etc.). **None.**
5. The proposed budget must not reflect an anticipated deficit from 2021/2021-2022 operations. If there exists an accumulated deficit from prior years' budgets (and funding is included in the proposed budget as a result of a prior deficit) explain the funding plan to eliminate said deficit (N.J.S.A. 40A:5A-12). If the Authority has a net deficit reported in its most recent audit, it must provide a deficit reduction plan in response to this question. **The Authority has an accumulated deficit at the end of the prior year solely due to the accounting for GASB requirements. Operationally, the Authority has generated surpluses to be used in following year's budgets.**

**(Prepare a response to deficits in most recent audit report pertaining to Deficits to Unrestricted Net Position caused by recording Pension and Post-Employment Benefits liabilities as required by GASB 68 and GASB 75) and similar types of deficits in the audit report. How would these deficits be funded?**

6. Attach a schedule of the Authority's existing rate structure (connection fees, parking fees, service charges, etc.) **if it has been changed since the prior year budget submission** and a schedule of the proposed rate structure for the upcoming fiscal year. Explain any proposed changes in the rate structure and attach the resolution approving the change in the rate structure, **if applicable**. (If no changes to fees or rates indicate (Answer as "Rates Are Staying the Same") Attached.

**Secaucus Municipal Utilities Authority**

**Page N-1, Question 1**

**Revenue:**

1. Interest income- It is expected that with the decrease in interest rates that this source of income will be lower.

**Appropriations:**

1. Interest payments on debt-Expected to be lower based on amortization schedule of payments, principal and interest.

## AUTHORITY CONTACT INFORMATION 2021 (2021-2022)

Please complete the following information regarding this Authority. All information requested below must be completed.

<b>Name of Authority:</b>	Secaucus Municipal Utilities Authority		
<b>Federal ID Number:</b>	22-2258859		
<b>Address:</b>	1100 Koelle Boulevard		
<b>City, State, Zip:</b>	Secaucus	NJ	07094
<b>Phone: (ext.)</b>	201-330-2089	<b>Fax:</b>	201-617-5910

<b>Preparer's Name:</b>	William Katchen, CPA		
<b>Preparer's Address:</b>	596 Anderson Avenue, Suite 303		
<b>City, State, Zip:</b>	Cliffside Park	NJ	07010
<b>Phone: (ext.)</b>	201-943-4449	<b>Fax:</b>	201-943-5099
<b>E-mail:</b>	<a href="mailto:bill@katchencpa.com">bill@katchencpa.com</a>		

<b>Chief Executive Officer:(1)</b>	Brian Bigler		
(1) Or person who performs these functions under another Title			
<b>Phone: (ext.)</b>	201-330-2089	<b>Fax:</b>	201-617-5910
<b>E-mail:</b>	<a href="mailto:bbigler@secaucus.net">bbigler@secaucus.net</a>		

<b>Chief Financial Officer(1)</b>	Brian Bigler		
(1) Or person who performs these functions under another Title			
<b>Phone: (ext.)</b>	201-330-2089	<b>Fax:</b>	201-617-5910
<b>E-mail:</b>	<a href="mailto:bbigler@secaucus.net">bbigler@secaucus.net</a>		

<b>Name of Auditor:</b>	Steven Wielkotz, CPA		
<b>Name of Firm:</b>	Wielkotz and Company		
<b>Address:</b>	401 Wanaque Avenue		
<b>City, State, Zip:</b>	Pompton Lakes	NJ	07442
<b>Phone: (ext.)</b>	973-835-7900	<b>Fax:</b>	973-835-6631
<b>E-mail:</b>	<a href="mailto:swielkotz@w-cpa.com">swielkotz@w-cpa.com</a>		

# AUTHORITY INFORMATIONAL QUESTIONNAIRE

## Secaucus Municipal Utilities Authority

(Name)

FISCAL  
YEAR:

FROM:1/1/2021

TO:12/31/2021

Answer all questions below completely and attach additional information as required.

- 1) Provide the number of individuals employed in (Use Most Recent W-3 Available 2019 or 2020) as reported on the Authority's Form W-3, Transmittal of Wage and Tax Statements: 28
- 2) Provide the amount of total salaries and wages as reported on the Authority's Form W-3, (Use Most Recent W-3 Available 2019 or 2020) Transmittal of Wage and Tax Statements: \$1,519,179
- 3) Provide the number of regular voting members of the governing body: 5 (Even if not all commissioners have been appointed (Total Commissioners are either 5 or 7 (Regional Authorities may have more than 7 members) s per statute for your Authority)
- 4) Provide the number of alternate voting members of the governing body: 0 (Maximum is 2)
- 5) Did any person listed on Page N-4 have a family or business relationship with any other person listed on Page N-4 during the current fiscal year? No If "yes," attach a description of the relationship including the names of the individuals involved and their positions at the Authority.
- 6) Did all individuals that were required to file a Financial Disclosure Statement for the current fiscal year (Most Recent Filing that March 31, 2020 or 2021 deadline has passed 2020 or 2021) because of their relationship with the Authority file the form as required? (Checked to see if individuals actually filed at <http://www.state.nj.us/dca/divisions/dlgs/resources/fds.html> before answering) Yes If "no," provide a list of those individuals who failed to file a Financial Disclosure Statement and an explanation as to the reason for their failure to file.
- 7) Does the Authority have any amounts receivable from current or former commissioners, officers, key employees or highest compensated employees? No If "yes," attach a list of those individuals, their position, the amount receivable, and a description of the amount due to the Authority.
- 8) Was the Authority a party to a business transaction with one of the following parties:
  - a. A current or former commissioner, officer, key employee, or highest compensated employee? No
  - b. A family member of a current or former commissioner, officer, key employee, or highest compensated employee? No
  - c. An entity of which a current or former commissioner, officer, key employee, or highest compensated employee (or family member thereof) was an officer or direct or indirect owner? NoIf the answer to any of the above is "yes," attach a description of the transaction including the name of the commissioner, officer, key employee, or highest compensated employee (or family member thereof) of the Authority; the name of the entity and relationship to the individual or family member; the amount paid; and whether the transaction was subject to a competitive bid process.
- 9) Did the Authority during the most recent fiscal year pay premiums, directly or indirectly, on a personal benefit contract? A personal benefit contract is generally any life insurance, annuity, or endowment contract that benefits, directly or indirectly, the transferor, a member of the transferor's family, or any other person designated by the transferor. No If "yes," attach a description of the arrangement, the premiums paid, and indicate the beneficiary of the contract.
- 10) Explain the Authority's process for determining compensation for all persons listed on Page N-4. Include whether the Authority's process includes any of the following: 1) review and approval by the commissioners or a committee thereof; 2) study or survey of compensation data for comparable positions in similarly sized entities; 3) annual or periodic performance evaluation; 4) independent compensation consultant; and/or 5) written employment contract. *Attach a narrative of your Authorities procedures for all individuals listed on Page N-4 (2 of 2). Collective bargaining agreement, Board action and review.*

- 11) Did the Authority pay for meals or catering during the current fiscal year?     No     *If "yes," attach a detailed list of all meals and/or catering invoices for the current fiscal year and provide an explanation for each expenditure listed.*
- 12) Did the Authority pay for travel expenses for any employee or individual listed on Page N-4?     Yes     *If "yes," attach a detailed list of all travel expenses for the current fiscal year and provide an explanation for each expenditure listed.*
- 13) Did the Authority provide any of the following to or for a person listed on Page N-4 or any other employee of the Authority?
- a. First class or charter travel     No
  - b. Travel for companions     No
  - c. Tax indemnification and gross-up payments     No
  - d. Discretionary spending account     No
  - e. Housing allowance or residence for personal use     No
  - f. Payments for business use of personal residence     No
  - g. Vehicle/auto allowance or vehicle for personal use     No
  - h. Health or social club dues or initiation fees     No
  - i. Personal services (i.e.: maid, chauffeur, chef)     No
- If the answer to any of the above is "yes," attach a description of the transaction including the name and position of the individual and the amount expended.*
- 14) Did the Authority follow a written policy regarding payment or reimbursement for expenses incurred by employees and/or commissioners during the course of Authority business and does that policy require substantiation of expenses through receipts or invoices prior to reimbursement?     Yes     *If "no," attach an explanation of the Authority's process for reimbursing employees and commissioners for expenses. (If your authority does not allow for reimbursements indicate that in answer)*
- 15) Did the Authority make any payments to current or former commissioners or employees for severance or termination?     No     *If "yes," attach explanation including amount paid.*
- 16) Did the Authority make any payments to current or former commissioners or employees that were contingent upon the performance of the Authority or that were considered discretionary bonuses?     No     *If "yes," attach explanation including amount paid.*
- 17) Did the Authority comply with its Continuing Disclosure Agreements for all debt issuances outstanding by submitting its audited annual financial statements, annual operating data, and notice of material events to the Municipal Securities Rulemaking Board's Electronic Municipal Marketplace Access (EMMA) as required?     Yes     *If "no," attach a description of the Authority's plan to ensure compliance with its Continuing Disclosure Agreements in the future. (If no bonded Debt answer is Not Applicable). (New Jersey Infrastructure Trust Loans are not bonded debt of an Authority)*
- 18) Did the Authority receive any notices from the Department of Environmental Protection or any other entity regarding maintenance or repairs required to the Authority's systems to bring them into compliance with current regulations and standards that it has not yet taken action to remediate?     No     *If "yes," attach explanation as to why the Authority has not yet undertaken the required maintenance or repairs and describe the Authority's plan to address the conditions identified.*
- 19) Did the Authority receive any notices of fines or assessments from the Department of Environmental Protection or any other entity due to noncompliance with current regulations (i.e.: sewer overflow, etc.)?     No     *If "yes," attach a description of the event or condition that resulted in the fine or assessment and indicate the amount of the fine or assessment.*



SECAUCUS MUNICIPAL UTILITIES AUTHORITY  
PAGE N-3, QUESTION 12

Date	Individual	Organization	Cost
May, 2019	Executive Director	NJWEA	276
September, 2019	Executive Director	WEFTEC	1,636
November, 2019	Executive Director	League of Mun.\AEA	1,220

(This page is directions for filling in page (N-4 (2-of 2)) (No answers should be entered on this page)

**AUTHORITY SCHEDULE OF COMMISSIONERS, OFFICERS, KEY EMPLOYEES,  
HIGHEST COMPENSATED EMPLOYEES AND INDEPENDENT CONTRACTORS**

Secaucus Municipal Utilities Authority

(Name)

**FISCAL  
YEAR:**

**FROM:1/1/2021**

**TO:12/31/2021**

Complete the attached table for all persons required to be listed per #1-4 below.

- 1) List all of the Authority's current commissioners and officers and amount of compensation from the Authority and any other public entities as defined below. Enter zero if no compensation was paid.
- 2) List all of the Authority's key employees and highest compensated employees other than a commissioner or officer as defined below and amount of compensation from the Authority and any other public entities.
- 3) List all of the Authority's former officers, key employees and highest compensated employees who received more than \$100,000 in reportable compensation from the Authority and any other public entities during the most recent fiscal year completed.
- 4) List all of the Authority's former commissioners who received more than \$10,000 in reportable compensation from the Authority and any other public entities during the most recent fiscal year completed.

**Commissioner:** A member of the governing body of the authority with voting rights. Include alternates for purposes of this schedule.

**Officer:** A person elected or appointed to manage the authority's daily operations at any time during the year, such as the chairperson, vice-chairperson, secretary, or treasurer. For the purposes of this schedule, treat the authority's top management official and top financial official as officers. A member of the governing body may be both a commissioner and an officer for the purposes of this schedule.

**Key employee:** An employee or independent contractor of the authority (other than a commissioner or officer) who meets both of the following criteria:

- a) The individual received reportable compensation from the authority and other public entities in excess of \$150,000 for the most recent fiscal year completed; and
- b) The individual has responsibilities or influence over the authority as a whole or has power to control or determine 10% or more of the authority's capital expenditures or operating budget.

**Highest compensated employee:** One of the five highest compensated employees or independent contractors of the authority other than current commissioners, officers, or key employees whose aggregate reportable compensation from the authority and other public entities is greater than \$100,000 for the most recent fiscal year completed.

**Compensation:** All forms of cash and non-cash payments or benefits provided in exchange for services, including salaries and wages, bonuses, severance payments, deferred payments, retirement benefits, fringe benefits, and other financial arrangements or transactions such as personal vehicles, meals, housing, personal and family education benefits, below-market loans, payment of personal or family travel, entertainment, and personal use of the Authority's property. Compensation includes payments and other benefits provided to both employees and independent contractors in exchange for services.

**Reportable compensation:** (Use the Most Recent W-2 available 2019 or 2020. The aggregate compensation that is reported (or is required to be reported) on Form W-2, box 1 or 5, whichever amount is greater, and/or Form 1099-MISC, box 7, for the most recent calendar year ended 60 days before the start of the proposed budget year. For example, for fiscal years ending December 31, 2021, the most recent W-2 and 1099 should be used 2020 or 2019 (60 days prior to start of budget year is November 1, 2020, with 2019 being the most recent calendar year ended), and for fiscal years ending June 30, 2021, the calendar year 2020 W-2 and 1099 should be used (60 days prior to start of budget year is May 1, 2021, with 2020 being the most recent calendar year ended).

**Other Public Entity:** Any municipality, county, local authority, fire district, or other government unit, regardless of whether it is related in any way to the Authority either by function or by physical location.

Authority Schedule of Commissioners, Officers, Key Employees, Highest Compensated Employees and Independent Contractors (Continued)

Secaucus Municipal Utilities Authority  
 For the Period January 1, 2021 to December 31, 2021

Secaucus Municipal Utilities Authority For the Period January 1, 2021 to December 31, 2021																
Position (Can Check more than 1 Column for each person)																
Reportable Compensation from Authority (W-2/1099)																
Name	Title	Average Hours per Week Dedicated to Position	Commissioner	Officer	Key Employee	Highest Compensated Employee	Former	Base Salary/ Stipend	Bonus	Other (auto allowance, expense account, payment in lieu of health benefits, etc.)	Estimated amount of other compensation from the Authority (health benefits, pension, etc.)	Total Compensation from Authority	Names of Other Public Entities where individual is an Employee or Member of the Governing Body (1) See note below	Average Hours per Week Dedicated to Positions at Other Public Entities Listed in Column O	Estimated amount of other compensation from Other Public Entities (health benefits, pension, payment in lieu of health benefits, etc.)	Total Compensation All Public Entities
1	Fred Vogel		X									\$ -	None			\$ -
2	Jorge Cardenas		X									0	None			0
3	George Schoenrock		X									0	None			0
4	Raymond Spellmeyer		X									0	None			0
5	Dominic Manderano		X									0	None			0
6	Brian Bigler	40			X			166,485			49,946	216,431	NJUA	Find Commissioner	2,500	218,931
7												0				0
8												0				0
9												0				0
10												0				0
11												0				0
12												0				0
13												0				0
14												0				0
15												0				0
<b>Total:</b>								\$ 166,485	\$ -	\$ -	\$ 49,946	\$ 216,431		\$ 2,500	\$ -	\$ 218,931

(1) Insert "None" in this column for each individual that does not hold a position with another Public Entity

## Schedule of Health Benefits - Detailed Cost Analysis

Secaucus Municipal Utilities Authority  
For the Period January 1, 2021 to December 31, 2021

If Not Applicable X this box Below

	# of Covered Members (Medical & Rx) Proposed Budget	Annual Cost		# of Covered Members (Medical & Rx) Current Year	Annual Cost		\$ Increase (Decrease)	% Increase (Decrease)
		Estimate per Employee Proposed Budget	Total Cost Estimate Proposed Budget		per Employee Current Year	Total Prior year Year Cost		
<b>Active Employees - Health Benefits - Annual Cost</b>								
Single Coverage	12	\$ 11,744	\$ 140,928	12	\$ 11,544	\$ 138,528	\$ 2,400	1.7%
Parent & Child	2	21,022	42,044	2	20,663	41,326	718	1.7%
Employee & Spouse (or Partner)	4	23,488	93,952	4	23,087	92,348	1,604	1.7%
Family	4	32,765	131,060	5	32,206	161,030	(29,970)	-18.6%
Employee Cost Sharing Contribution (enter as negative - )			(23,670)			(94,950)	71,280	-75.1%
<b>Subtotal</b>	<b>22</b>		<b>384,314</b>	<b>23</b>		<b>338,282</b>	<b>46,032</b>	<b>13.6%</b>
<b>Commissioners - Health Benefits - Annual Cost</b>								
Single Coverage			-			-	-	#DIV/0!
Parent & Child			-			-	-	#DIV/0!
Employee & Spouse (or Partner)			-			-	-	#DIV/0!
Family			-			-	-	#DIV/0!
Employee Cost Sharing Contribution (enter as negative - )							-	#DIV/0!
<b>Subtotal</b>	<b>0</b>		<b>-</b>	<b>0</b>		<b>-</b>	<b>-</b>	<b>#DIV/0!</b>
<b>Retirees - Health Benefits - Annual Cost</b>								
Single Coverage	1	23,142	23,142			-	23,142	#DIV/0!
Parent & Child			-			-	-	#DIV/0!
Employee & Spouse (or Partner)			-			-	-	#DIV/0!
Family			-			-	-	#DIV/0!
Employee Cost Sharing Contribution (enter as negative - )							-	#DIV/0!
<b>Subtotal</b>	<b>1</b>		<b>23,142</b>	<b>0</b>		<b>-</b>	<b>23,142</b>	<b>#DIV/0!</b>
<b>GRAND TOTAL</b>	<b>23</b>		<b>\$ 407,456</b>	<b>23</b>		<b>\$ 338,282</b>	<b>\$ 69,174</b>	<b>20.4%</b>

Is medical coverage provided by the SHBP (Yes or No)? (Place Answer in Box)  
 Is prescription drug coverage provided by the SHBP (Yes or No)? (Place Answer in Box)

Yes	Yes or No
Yes	Yes or No

**Note: Remember to Enter an amount in rows for Employee Cost Sharing**

## Schedule of Accumulated Liability for Compensated Absences

Secaucus Municipal Utilities Authority  
 For the Period January 1, 2021 to December 31, 2021

Complete the below table for the Authority's accrued liability for compensated absences.

X Box if Authority has no Compensated Absences

*Legal Basis for Benefit  
(check applicable items)*

Individuals Eligible for Benefit	Gross Days of Accumulated Compensated Absences at End of Last Issued Audit Report	Dollar Value of Accrued Compensated Absence Liability	Approved Labor Agreement	Resolution	Individual Employment Agreement
See attached schedule		\$ 86,643	X	X	
<b>Total liability for accumulated compensated absences at beginning of current year</b>		<b>\$ 86,643</b>			

The total Amount Should agree to most recently issued audit report for the Authority

2/13/2020

12-19-01

622  
2900-00

## COMPENSATED BALANCES 12/31/19

Employee	1/2 Sick Hours	Vacation Hours	Compensatory Hours	Total Hours	Hourly Rate	Total Value	Notes
Acevedo, Katherine	71.50	0.00	60.00	131.50	\$25.3500	\$3,333.53	
Beckmeyer, Brian	124.75	40.00	0.00	164.75	\$61.9000	\$10,198.03	
Bigler, Brian	485.00	0.00	0.00	485.00	\$78.9300	\$38,281.05	
Bronowich, Jillian	0.00	0.00	0.00	0.00	\$16.8300	\$0.00	
Bronowich, Steven	47.50	0.00	0.00	47.50	\$47.3600	\$2,249.60	
Clynes, Christopher	0.00	0.00	0.00	0.00	\$35.9600	\$0.00	
Franks, Alan	16.50	0.00	0.00	16.50	\$33.8200	\$558.03	
Gagliardi, Angelo	2.75	0.00	0.00	2.75	\$16.8300	\$46.28	
Joehnk, Thomas	20.88	0.00	8.00	28.88	\$20.7500	\$599.26	
Marchese, Joseph	216.50	0.00	49.50	266.00	\$20.4400	\$5,437.04	
Nielsen, Niels	63.75	0.00	1.00	64.75	\$41.6600	\$2,697.49	
Norton, Kevin	4.00	16.00	0.00	20.00	\$32.7200	\$654.40	
Paparazzo, Michael	6.25	0.00	0.00	6.25	\$26.0800	\$163.00	
Pollack, Paul	0.00	0.00	0.00	0.00	\$19.9200	\$0.00	
Prestimonico, Joseph	0.00	0.00	0.00	0.00	\$20.2500	\$0.00	
Purcell, Laurie	16.25	32.00	52.25	100.50	\$24.6300	\$2,475.32	
Santorelli, Michael	0.00	0.00	0.00	0.00	\$19.2300	\$0.00	
Scheondorf, Joseph	44.00	0.00	0.00	44.00	\$30.6800	\$1,349.92	
Scheondorf, Joseph John	52.00	0.00	154.00	206.00	\$18.2700	\$3,763.62	
Schoendorf, Michael	0.00	0.00	4.00	4.00	\$18.2700	\$73.08	
Smentkowski, Anthony	353.13	88.00	0.00	441.13	\$27.7500	\$12,241.36	
Smentkowski, Luke	74.75	0.00	4.00	78.75	\$24.1300	\$1,900.24	
Stamm, Thomas	0.00	0.00	0.00	0.00	\$33.8200	\$0.00	
Suppa, Victor	16.00	0.00	3.00	19.00	\$32.7200	\$621.68	
Wilkes, Thomas	0.00	0.00	0.00	0.00	\$19.9200	\$0.00	
					<b>TOTAL</b>	<b>\$86,642.91</b>	

## Schedule of Shared Service Agreements

Secaucus Municipal Utilities Authority

For the Period January 1, 2021 to December 31, 2021

If No Shared Services X this Box

*Enter the shared service agreements that the Authority currently engages in and identify the amount that is received/paid for those services.*

Name of Entity Providing Service	Name of Entity Receiving Service	Type of Shared Service Provided	Comments (Enter more specifics if needed)	Agreement Effective Date	Agreement End Date	Amount to be Received by/ Paid from Authority
Bergen County MUA	Secaucus MUA	NJ Harbor Discharge Group				
NJ SMUA ESA	Secaucus MUA	Energy Acquisition				

**2021 (2021-2022) AUTHORITY BUDGET**

**Financial Schedules Section**



## SUMMARY

Secaucus Municipal Utilities Authority  
For the Period January 1, 2021 to December 31, 2021

	<b>FY 2021 Proposed Budget</b>							<b>FY 2020 Adopted Budget</b>	<b>\$ Increase (Decrease) Proposed vs. Adopted</b>	<b>% Increase (Decrease) Proposed vs. Adopted</b>
	Operation		N/A	N/A	N/A	N/A	Total All Operations	Total All Operations	All Operations	All Operations
	Operation #1	#2								
<b>REVENUES</b>										
Total Operating Revenues	\$ 3,478,181	\$ -	\$ -	\$ -	\$ -	\$ -	\$ 3,478,181	\$ 3,478,181	\$ -	0.0%
Total Non-Operating Revenues	15,000	-	-	-	-	-	15,000	20,000	(5,000)	-25.0%
Total Anticipated Revenues	3,493,181	-	-	-	-	-	3,493,181	3,498,181	(5,000)	-0.1%
<b>APPROPRIATIONS</b>										
Total Administration	668,406	-	-	-	-	-	668,406	657,653	10,753	1.6%
Total Cost of Providing Services	3,993,594	-	-	-	-	-	3,993,594	3,954,847	38,747	1.0%
Total Principal Payments on Debt Service in Lieu of Depreciation	85,996	-	-	-	-	-	85,996	85,931	65	0.1%
Total Operating Appropriations	4,747,996	-	-	-	-	-	4,747,996	4,698,431	49,565	1.1%
Total Interest Payments on Debt	16,184	-	-	-	-	-	16,184	18,000	(1,816)	-10.1%
Total Other Non-Operating Appropriations	15,750	-	-	-	-	-	15,750	15,750	-	0.0%
Total Non-Operating Appropriations	31,934	-	-	-	-	-	31,934	33,750	(1,816)	-5.4%
Accumulated Deficit	-	-	-	-	-	-	-	-	-	#DIV/0!
Total Appropriations and Accumulated Deficit	4,779,930	-	-	-	-	-	4,779,930	4,732,181	47,749	1.0%
Less: Total Unrestricted Net Position Utilized	1,286,749	-	-	-	-	-	1,286,749	1,234,000	52,749	4.3%
Net Total Appropriations	3,493,181	-	-	-	-	-	3,493,181	3,498,181	(5,000)	-0.1%
<b>ANTICIPATED SURPLUS (DEFICIT)</b>	<b>\$ -</b>	<b>\$ -</b>	<b>\$ -</b>	<b>\$ -</b>	<b>\$ -</b>	<b>\$ -</b>	<b>\$ -</b>	<b>\$ -</b>	<b>\$ -</b>	<b>#DIV/0!</b>

## Revenue Schedule

Secaucus Municipal Utilities Authority

For the Period January 1, 2021 to December 31, 2021

	<b>FY 2021 Proposed Budget</b>						FY 2020 Adopted Budget	\$ Increase (Decrease) Proposed vs. Adopted	% Increase (Decrease) Proposed vs. Adopted
	Operation #1	Operation #2	N/A	N/A	N/A	N/A	Total All Operations	All Operations	All Operations
<b>OPERATING REVENUES</b>									
<i>Service Charges</i>									
Residential						\$ -	\$ -	\$ -	#DIV/0!
Business/Commercial						-	-	-	#DIV/0!
Industrial						-	-	-	#DIV/0!
Intergovernmental	3,278,181					3,278,181	3,278,181	-	0.0%
Other						-	-	-	#DIV/0!
<b>Total Service Charges</b>	<b>3,278,181</b>	-	-	-	-	<b>3,278,181</b>	<b>3,278,181</b>	-	0.0%
<i>Connection Fees</i>									
Residential						-	-	-	#DIV/0!
Business/Commercial						-	-	-	#DIV/0!
Industrial						-	-	-	#DIV/0!
Intergovernmental						-	-	-	#DIV/0!
Other	200,000					200,000	200,000	-	0.0%
<b>Total Connection Fees</b>	<b>200,000</b>	-	-	-	-	<b>200,000</b>	<b>200,000</b>	-	0.0%
<i>Parking Fees</i>									
Meters						-	-	-	#DIV/0!
Permits						-	-	-	#DIV/0!
Fines/Penalties						-	-	-	#DIV/0!
Other						-	-	-	#DIV/0!
<b>Total Parking Fees</b>	-	-	-	-	-	-	-	-	#DIV/0!
<i>Other Operating Revenues (List)</i>									
Type In (Grant, Other Rev)						-	-	-	#DIV/0!
Type In (Grant, Other Rev)						-	-	-	#DIV/0!
Type In (Grant, Other Rev)						-	-	-	#DIV/0!
Type In (Grant, Other Rev)						-	-	-	#DIV/0!
Type In (Grant, Other Rev)						-	-	-	#DIV/0!
Type In (Grant, Other Rev)						-	-	-	#DIV/0!
Type In (Grant, Other Rev)						-	-	-	#DIV/0!
Type In (Grant, Other Rev)						-	-	-	#DIV/0!
Type In (Grant, Other Rev)						-	-	-	#DIV/0!
Type In (Grant, Other Rev)						-	-	-	#DIV/0!
Type In (Grant, Other Rev)						-	-	-	#DIV/0!
<b>Total Other Revenue</b>	-	-	-	-	-	-	-	-	#DIV/0!
<b>Total Operating Revenues</b>	<b>3,478,181</b>	-	-	-	-	<b>3,478,181</b>	<b>3,478,181</b>	-	0.0%
<b>NON-OPERATING REVENUES</b>									
<i>Other Non-Operating Revenues (List)</i>									
Misc. Charges	5,000					5,000	5,000	-	0.0%
Type In						-	-	-	#DIV/0!
Type In						-	-	-	#DIV/0!
Type In						-	-	-	#DIV/0!
Type In						-	-	-	#DIV/0!
Type In						-	-	-	#DIV/0!
<b>Total Other Non-Operating Revenue</b>	<b>5,000</b>	-	-	-	-	<b>5,000</b>	<b>5,000</b>	-	0.0%
<i>Interest on Investments &amp; Deposits (List)</i>									
Interest Earned	10,000					10,000	15,000	(5,000)	-33.3%
Penalties						-	-	-	#DIV/0!
Other						-	-	-	#DIV/0!
<b>Total Interest</b>	<b>10,000</b>	-	-	-	-	<b>10,000</b>	<b>15,000</b>	<b>(5,000)</b>	-33.3%
<b>Total Non-Operating Revenues</b>	<b>15,000</b>	-	-	-	-	<b>15,000</b>	<b>20,000</b>	<b>(5,000)</b>	-25.0%
<b>TOTAL ANTICIPATED REVENUES</b>	<b>\$ 3,493,181</b>	<b>\$ -</b>	<b>\$ -</b>	<b>\$ -</b>	<b>\$ -</b>	<b>\$ 3,493,181</b>	<b>\$ 3,498,181</b>	<b>\$ (5,000)</b>	-0.1%

## Prior Year Adopted Revenue Schedule

Secaucus Municipal Utilities Authority

		<i>FY 2020 Adopted Budget</i>							
		Operation					Total All		
OPERATING REVENUES		Operation #1	#2	N/A	N/A	N/A	N/A	Operations	
<i>Service Charges</i>									
Residential							\$	-	
Business/Commercial								-	
Industrial								-	
Intergovernmental		3,278,181						3,278,181	
Other								-	
Total Service Charges		3,278,181	-	-	-	-	-	3,278,181	
<i>Connection Fees</i>									
Residential								-	
Business/Commercial								-	
Industrial								-	
Intergovernmental								-	
Other		200,000						200,000	
Total Connection Fees		200,000	-	-	-	-	-	200,000	
<i>Parking Fees</i>									
Meters								-	
Permits								-	
Fines/Penalties								-	
Other								-	
Total Parking Fees		-	-	-	-	-	-	-	
<i>Other Operating Revenues (List)</i>									
Type in (Grant, Other Rev)								-	
Type in (Grant, Other Rev)								-	
Type in (Grant, Other Rev)								-	
Type in (Grant, Other Rev)								-	
Type in (Grant, Other Rev)								-	
Type in (Grant, Other Rev)								-	
Type in (Grant, Other Rev)								-	
Type in (Grant, Other Rev)								-	
Type in (Grant, Other Rev)								-	
Type in (Grant, Other Rev)								-	
Type in (Grant, Other Rev)								-	
Type in (Grant, Other Rev)								-	
Total Other Revenue		-	-	-	-	-	-	-	
Total Operating Revenues		3,478,181	-	-	-	-	-	3,478,181	
<b>NON-OPERATING REVENUES</b>									
<i>Other Non-Operating Revenues (List)</i>									
Misc. Charges		5,000						5,000	
Type in								-	
Type in								-	
Type in								-	
Type in								-	
Type in								-	
Other Non-Operating Revenues		5,000	-	-	-	-	-	5,000	
<i>Interest on Investments &amp; Deposits</i>									
Interest Earned		15,000						15,000	
Penalties								-	
Other								-	
Total Interest		15,000	-	-	-	-	-	15,000	
Total Non-Operating Revenues		20,000	-	-	-	-	-	20,000	
<b>TOTAL ANTICIPATED REVENUES</b>		\$ 3,498,181	\$ -	\$ -	\$ -	\$ -	\$ -	\$ 3,498,181	

## Appropriations Schedule

Secaucus Municipal Utilities Authority

For the Period January 1, 2021 to December 31, 2021

	<b>FY 2021 Proposed Budget</b>							<b>FY 2020 Adopted Budget</b>	<b>\$ Increase (Decrease) Proposed vs. Adopted</b>	<b>% Increase (Decrease) Proposed vs. Adopted</b>
	Operation						Total All Operations	Total All Operations	All Operations	All Operations
	Operation #1	#2	N/A	N/A	N/A	N/A	Total All Operations	Total All Operations	All Operations	All Operations
<b>OPERATING APPROPRIATIONS</b>										
<i>Administration - Personnel</i>										
Salary & Wages	\$ 290,906						\$ 290,906	\$ 287,653	\$ 3,253	1.1%
Fringe Benefits	133,000						133,000	129,000	4,000	3.1%
Total Administration - Personnel	423,906						423,906	416,653	7,253	1.7%
<i>Administration - Other (List)</i>										
Legal	100,000						100,000	100,000	-	0.0%
Accounting and Auditing	46,500						46,500	43,000	3,500	8.1%
Trustee Fees	6,000						6,000	6,000	-	0.0%
NJELT Fees	6,000						6,000	6,000	-	0.0%
Miscellaneous Administration*	86,000						86,000	86,000	-	0.0%
Total Administration - Other	244,500						244,500	241,000	3,500	1.5%
Total Administration	668,406						668,406	657,653	10,753	1.6%
<i>Cost of Providing Services - Personnel</i>										
Salary & Wages	1,459,094						1,459,094	1,446,347	12,747	0.9%
Fringe Benefits	697,000						697,000	681,000	16,000	2.3%
Total COPS - Personnel	2,156,094						2,156,094	2,127,347	28,747	1.4%
<i>Cost of Providing Services - Other (List)</i>										
Utilities	290,000						290,000	290,000	-	0.0%
Sludge Disposal and Garbage Removal	315,000						315,000	315,000	-	0.0%
Insurance and Permits	190,000						190,000	180,000	10,000	5.6%
Repairs, Maint., Supplies and Engineering	617,500						617,500	617,500	-	0.0%
Miscellaneous COPS*	425,000						425,000	425,000	-	0.0%
Total COPS - Other	1,837,500						1,837,500	1,827,500	10,000	0.5%
Total Cost of Providing Services	3,993,594						3,993,594	3,954,847	38,747	1.0%
Total Principal Payments on Debt Service in Lieu of Depreciation	85,996						85,996	85,931	65	0.1%
Total Operating Appropriations	4,747,996						4,747,996	4,698,431	49,565	1.1%
<b>NON-OPERATING APPROPRIATIONS</b>										
Total Interest Payments on Debt	16,184						16,184	18,000	(1,816)	-10.1%
Operations & Maintenance Reserve	-						-	-	-	#DIV/0!
Renewal & Replacement Reserve	15,750						15,750	15,750	-	0.0%
Municipality/County Appropriation	-						-	-	-	#DIV/0!
Other Reserves	-						-	-	-	#DIV/0!
Total Non-Operating Appropriations	31,934						31,934	33,750	(1,816)	-5.4%
TOTAL APPROPRIATIONS	4,779,930						4,779,930	4,732,181	47,749	1.0%
ACCUMULATED DEFICIT	-						-	-	-	#DIV/0!
TOTAL APPROPRIATIONS & ACCUMULATED DEFICIT	4,779,930						4,779,930	4,732,181	47,749	1.0%
<b>UNRESTRICTED NET POSITION UTILIZED</b>										
Municipality/County Appropriation	-						-	-	-	#DIV/0!
Other	1,286,749						1,286,749	1,234,000	52,749	4.3%
Total Unrestricted Net Position Utilized	1,286,749						1,286,749	1,234,000	52,749	4.3%
TOTAL NET APPROPRIATIONS	\$ 3,493,181	\$ -	\$ -	\$ -	\$ -	\$ -	\$ 3,493,181	\$ 3,498,181	\$ (5,000)	-0.1%

\* Miscellaneous line items may not exceed 5% of total operating appropriations shown below. If amount in miscellaneous is greater than the amount shown below, then the line item must be itemized above.

5% of Total Operating Appropriations \$ 237,399.80 \$ - \$ - \$ - \$ - \$ - \$ 237,399.80

## Prior Year Adopted Appropriations Schedule

### Secaucus Municipal Utilities Authority

#### FY 2020 Adopted Budget

	Operation						Total All Operations
	Operation #1	#2	N/A	N/A	N/A	N/A	
<b>OPERATING APPROPRIATIONS</b>							
<i>Administration - Personnel</i>							
Salary & Wages	\$ 287,653						\$ 287,653
Fringe Benefits	129,000						129,000
Total Administration - Personnel	416,653	-	-	-	-	-	416,653
<i>Administration - Other (List)</i>							
Legal	100,000						100,000
Accounting and Auditing	43,000						43,000
Trustee Fees	6,000						6,000
NJEIT Fees	6,000						6,000
Miscellaneous Administration*	86,000						86,000
Total Administration - Other	241,000	-	-	-	-	-	241,000
Total Administration	657,653	-	-	-	-	-	657,653
<i>Cost of Providing Services - Personnel</i>							
Salary & Wages	1,446,347						1,446,347
Fringe Benefits	681,000						681,000
Total COPS - Personnel	2,127,347	-	-	-	-	-	2,127,347
<i>Cost of Providing Services - Other (List)</i>							
Utilities	290,000						290,000
Sludge Disposal and Garbage Removal	315,000						315,000
Insurance and Permits	180,000						180,000
Repairs, Maint., Supplies and Engineering	617,500						617,500
Miscellaneous COPS*	425,000						425,000
Total COPS - Other	1,827,500	-	-	-	-	-	1,827,500
Total Cost of Providing Services	3,954,847	-	-	-	-	-	3,954,847
Total Principal Payments on Debt Service in Lieu of Depreciation	85,931	-	-	-	-	-	85,931
Total Operating Appropriations	4,698,431	-	-	-	-	-	4,698,431
<b>NON-OPERATING APPROPRIATIONS</b>							
Total Interest Payments on Debt	18,000	-	-	-	-	-	18,000
Operations & Maintenance Reserve							-
Renewal & Replacement Reserve	15,750						15,750
Municipality/County Appropriation							-
Other Reserves							-
Total Non-Operating Appropriations	33,750	-	-	-	-	-	33,750
<b>TOTAL APPROPRIATIONS</b>	<b>4,732,181</b>	<b>-</b>	<b>-</b>	<b>-</b>	<b>-</b>	<b>-</b>	<b>4,732,181</b>
<b>ACCUMULATED DEFICIT</b>							
<b>TOTAL APPROPRIATIONS &amp; ACCUMULATED DEFICIT</b>	<b>4,732,181</b>	<b>-</b>	<b>-</b>	<b>-</b>	<b>-</b>	<b>-</b>	<b>4,732,181</b>
<b>UNRESTRICTED NET POSITION UTILIZED</b>							
Municipality/County Appropriation							-
Other	1,234,000						1,234,000
Total Unrestricted Net Position Utilized	1,234,000	-	-	-	-	-	1,234,000
<b>TOTAL NET APPROPRIATIONS</b>	<b>\$ 3,498,181</b>	<b>\$ -</b>	<b>\$ -</b>	<b>\$ -</b>	<b>\$ -</b>	<b>\$ -</b>	<b>\$ 3,498,181</b>

\* Miscellaneous line items may not exceed 5% of total operating appropriations shown below. If amount in miscellaneous is greater than the amount shown below, then the line item must be itemized above.

5% of Total Operating Appropriations     \$ 234,921.55     \$ -     \$ -     \$ -     \$ -     \$ -     \$ 234,921.55

## Debt Service Schedule - Principal

Secaucus Municipal Utilities Authority

If Authority has no debt X this box

*Fiscal Year Ending in*

	Adopted Budget Year 2020	Proposed Budget Year 2021	2022	2023	2024	2025	2026	Thereafter	Total Principal Outstanding
<i>Operation #1</i>									
2010 NJEIT	\$ 69,909	\$ 69,909	\$ 74,908	\$ 74,909	\$ 74,909	\$ 74,909	\$ 79,908	\$ 244,727	\$ 694,179
2013 NJEIT	16,022	16,087	16,164	16,250	16,347	16,451	16,562	98,524	196,385
Type in Issue Name									-
Type in Issue Name									-
Total Principal	<u>85,931</u>	<u>85,996</u>	<u>91,072</u>	<u>91,159</u>	<u>91,256</u>	<u>91,360</u>	<u>96,470</u>	<u>343,251</u>	<u>890,564</u>
<i>Operation #2</i>									
Type in Issue Name									-
Type in Issue Name									-
Type in Issue Name									-
Type in Issue Name									-
Total Principal	<u>-</u>	<u>-</u>	<u>-</u>	<u>-</u>	<u>-</u>	<u>-</u>	<u>-</u>	<u>-</u>	<u>-</u>
<i>N/A</i>									
Type in Issue Name									-
Type in Issue Name									-
Type in Issue Name									-
Type in Issue Name									-
Total Principal	<u>-</u>	<u>-</u>	<u>-</u>	<u>-</u>	<u>-</u>	<u>-</u>	<u>-</u>	<u>-</u>	<u>-</u>
<i>N/A</i>									
Type in Issue Name									-
Type in Issue Name									-
Type in Issue Name									-
Type in Issue Name									-
Total Principal	<u>-</u>	<u>-</u>	<u>-</u>	<u>-</u>	<u>-</u>	<u>-</u>	<u>-</u>	<u>-</u>	<u>-</u>
<i>N/A</i>									
Type in Issue Name									-
Type in Issue Name									-
Type in Issue Name									-
Type in Issue Name									-
Total Principal	<u>-</u>	<u>-</u>	<u>-</u>	<u>-</u>	<u>-</u>	<u>-</u>	<u>-</u>	<u>-</u>	<u>-</u>
<i>N/A</i>									
Type in Issue Name									-
Type in Issue Name									-
Type in Issue Name									-
Type in Issue Name									-
Total Principal	<u>-</u>	<u>-</u>	<u>-</u>	<u>-</u>	<u>-</u>	<u>-</u>	<u>-</u>	<u>-</u>	<u>-</u>
<b>TOTAL PRINCIPAL ALL OPERATIONS</b>	<b>\$ 85,931</b>	<b>\$ 85,996</b>	<b>\$ 91,072</b>	<b>\$ 91,159</b>	<b>\$ 91,256</b>	<b>\$ 91,360</b>	<b>\$ 96,470</b>	<b>\$ 343,251</b>	<b>\$ 890,564</b>

Indicate the Authority's most recent bond rating and the year of the rating by ratings service.

	<u>Moody's</u>	<u>Fitch</u>	<u>Standard &amp; Poors</u>
Bond Rating	_____	_____	_____
Year of Last Rating	_____	_____	_____

## Debt Service Schedule - Interest

Secaucus Municipal Utilities Authority

If Authority has no debt X this box

	<i>Fiscal Year Ending in</i>							Total Interest Payments Outstanding	
	Adopted Budget Year 2020	Proposed Budget Year 2021	2022	2023	2024	2025	2026		Thereafter
<i>Operation #1</i>									
2010 NJEIT	\$ 16,375	\$ 14,625	\$ 13,576	\$ 11,975	\$ 10,375	\$ 8,775	\$ 7,176	\$ 11,400	\$ 77,902
2013 NJEIT	1,625	1,559	1,483	1,396	1,300	1,195	1,084	3,474	11,491
Type in Issue Name									-
Type in Issue Name									-
Total Interest Payments	<u>18,000</u>	<u>16,184</u>	<u>15,059</u>	<u>13,371</u>	<u>11,675</u>	<u>9,970</u>	<u>8,260</u>	<u>14,874</u>	<u>89,393</u>
<i>Operation #2</i>									
Type in Issue Name									-
Type in Issue Name									-
Type in Issue Name									-
Type in Issue Name									-
Total Interest Payments	<u>-</u>	<u>-</u>	<u>-</u>	<u>-</u>	<u>-</u>	<u>-</u>	<u>-</u>	<u>-</u>	<u>-</u>
<i>N/A</i>									
Type in Issue Name									-
Type in Issue Name									-
Type in Issue Name									-
Type in Issue Name									-
Total Interest Payments	<u>-</u>	<u>-</u>	<u>-</u>	<u>-</u>	<u>-</u>	<u>-</u>	<u>-</u>	<u>-</u>	<u>-</u>
<i>N/A</i>									
Type in Issue Name									-
Type in Issue Name									-
Type in Issue Name									-
Type in Issue Name									-
Total Interest Payments	<u>-</u>	<u>-</u>	<u>-</u>	<u>-</u>	<u>-</u>	<u>-</u>	<u>-</u>	<u>-</u>	<u>-</u>
<i>N/A</i>									
Type in Issue Name									-
Type in Issue Name									-
Type in Issue Name									-
Type in Issue Name									-
Total Interest Payments	<u>-</u>	<u>-</u>	<u>-</u>	<u>-</u>	<u>-</u>	<u>-</u>	<u>-</u>	<u>-</u>	<u>-</u>
<i>N/A</i>									
Type in Issue Name									-
Type in Issue Name									-
Type in Issue Name									-
Type in Issue Name									-
Total Interest Payments	<u>-</u>	<u>-</u>	<u>-</u>	<u>-</u>	<u>-</u>	<u>-</u>	<u>-</u>	<u>-</u>	<u>-</u>
<b>TOTAL INTEREST ALL OPERATIONS</b>	<u>\$ 18,000</u>	<u>\$ 16,184</u>	<u>\$ 15,059</u>	<u>\$ 13,371</u>	<u>\$ 11,675</u>	<u>\$ 9,970</u>	<u>\$ 8,260</u>	<u>\$ 14,874</u>	<u>\$ 89,393</u>

## Net Position Reconciliation

Secaucus Municipal Utilities Authority  
For the Period January 1, 2021 to December 31, 2021

### FY 2021 Proposed Budget

	Operation #1	Operation #2	N/A	N/A	N/A	N/A	Total All Operations
<b>TOTAL NET POSITION BEGINNING OF LATEST AUDIT REPORT YEAR(1)</b>	\$ (1,912,906)						\$ (1,912,906)
Less: Invested in Capital Assets, Net of Related Debt (1)	3,574,612						3,574,612
Less: Restricted for Debt Service Reserve (1)	20,966						20,966
Less: Other Restricted Net Position (1)	82,135						82,135
Total Unrestricted Net Position (1)	(5,590,619)	-	-	-	-	-	(5,590,619)
Less: Designated for Non-Operating Improvements & Repairs							-
Less: Designated for Rate Stabilization							-
Less: Other Designated by Resolution							-
Plus: Accrued Unfunded Pension Liability (1)	3,977,308						3,977,308
Plus: Accrued Unfunded Other Post-Employment Benefit Liability (1)	5,653,573						5,653,573
Plus: Estimated Income (Loss) on Current Year Operations (2)	(1,484,000)						(1,484,000)
Plus: Other Adjustments (attach schedule)							-
<b>UNRESTRICTED NET POSITION AVAILABLE FOR USE IN PROPOSED BUDGET</b>	<b>2,556,262</b>	<b>-</b>	<b>-</b>	<b>-</b>	<b>-</b>	<b>-</b>	<b>2,556,262</b>
Unrestricted Net Position Utilized to Balance Proposed Budget	1,286,749	-	-	-	-	-	1,286,749
Unrestricted Net Position Utilized in Proposed Capital Budget	800,000	-	-	-	-	-	800,000
Appropriation to Municipality/County (3)	-	-	-	-	-	-	-
Total Unrestricted Net Position Utilized in Proposed Budget	2,086,749	-	-	-	-	-	2,086,749
<b>PROJECTED UNRESTRICTED UNDESIGNATED NET POSITION AT END OF YEAR</b>	<b>\$ 469,513</b>	<b>\$ -</b>	<b>\$ -</b>	<b>\$ -</b>	<b>\$ -</b>	<b>\$ -</b>	<b>\$ 469,513</b>
Last issued Audit Report (4)							

(1) Total of all operations for this line item must agree to audited financial statements.

(2) Include budgeted and unbudgeted use of unrestricted net position in the current year's operations.

(3) Amount may not exceed 5% of total operating appropriations. See calculation below.

Maximum Allowable Appropriation to Municipality/County      \$ 237,400    \$ -    \$ -    \$ -    \$ -    \$ -    \$ 237,400

(4) If Authority is projecting a deficit for any operation at the end of the budget period, the Authority must attach a statement explaining its plan to reduce the deficit, including the timeline for elimination of the deficit, if not already detailed in the budget narrative section.



2021 (2021-2022)

SECAUCUS  
MUNICIPAL  
UTILITIES  
AUTHORITY

(Name)

AUTHORITY  
CAPITAL  
BUDGET/  
PROGRAM

# 2021 CERTIFICATION OF AUTHORITY CAPITAL BUDGET/PROGRAM

**Secaucus Municipal Utilities Authority**  
(Name)

**FISCAL YEAR: FROM:1/1/2021 TO:12/31/2021**


enter X to the left if this paragraph is applicable

It is hereby certified that the Authority Capital Budget/Program annexed hereto is a true copy of the Capital Budget/Program approved, pursuant to N.J.A.C. 5:31-2.2, along with the Annual Budget, by the governing body of the Secaucus Municipal Utilities Authority, on the 10 day of November, 2020.

**OR**

enter X to the left if this paragraph is applicable

It is hereby certified that the governing body of the \_\_\_\_\_ Authority have elected **NOT** to adopt a Capital Budget /Program for the aforesaid fiscal year, pursuant to N.J.A.C. 5:31-2.2 for the following reason(s):  
\_\_\_\_\_

Officer's Signature:			
Name:	Brian Bigler		
Title:	Executive Director		
Address:	1100 Koelle Boulevard, Secaucus, NJ 07094		
Phone Number:	201-330-2089	Fax Number:	201-617-5910
E-mail address	bbigler@secaucus.net		

# 2021 (2021-2022) CAPITAL BUDGET/PROGRAM MESSAGE

## Secaucus Municipal Utilities Authority

(Name)

FISCAL  
YEAR:

FROM:1/1/2021

TO:12/31/2021

1. Has each municipality or county affected by the actions of the authority participated in the development of the capital plan and reviewed or approved the plans or projects included within the Capital Budget/Program (This may include the governing body or certain officials such as planning boards, Construction Code Officials) as to these Projects?  
**No, the Board of Commissioners and the staff of the Authority developed the capital plan except where there is a bond or note financing supported by the Town of Secaucus for specific projects.**
2. Has each capital project/project financing been developed from a specific capital improvement plan or report; does it include full lifecycle costs; and is it consistent with appropriate elements of Master Plans or other plans in the jurisdiction(s) served by the authority?  
**Work to be performed is based on need and review by the Authority staff and Engineer and as approved by the Board of Commissioners.**
3. Has a long-term (5 years or more) infrastructure needs and other capital items (Vehicles, Equipment) needs assessment been prepared?  
**No.**
4. If amounts are on Page CB-3 in the column Debt Authorizations. Indicate the primary source of funding the debt service for the Debt Authorizations (Example Rate Increases Funding or Other sources)  
**N/A**
5. Please indicate which capital projects/project financings are being undertaken in the Metropolitan or Suburban Planning Areas as defined in the State Development and Redevelopment Plan.  
**None.**
6. Please indicate which capital projects/project financings are being undertaken within the boundary of a State Planning Commission-designated Center and/or Endorsed Plan and if the project was included in the Plan Implementation Agenda for that Center/Endorsed Plan.  
**None.**

*Add additional sheets if necessary.*

# Proposed Capital Budget

Secaucus Municipal Utilities Authority  
For the Period January 1, 2021 to December 31, 2021

	Estimated Total Cost	Funding Sources			
		Unrestricted Net Position Utilized	Renewal & Replacement Reserve	Debt Authorization	Other Capital Grants Sources
<i>Operation #1</i>					
Misc. Improve.\Upgrades	\$ 800,000	\$ 800,000			
Type in Description	-				
Type in Description	-				
Type in Description	-				
Total	800,000	800,000	-	-	-
<i>Operation #2</i>					
Type in Description	-				
Type in Description	-				
Type in Description	-				
Type in Description	-				
Total	-	-	-	-	-
<i>N/A</i>					
Type in Description	-				
Type in Description	-				
Type in Description	-				
Type in Description	-				
Total	-	-	-	-	-
<i>N/A</i>					
Type in Description	-				
Type in Description	-				
Type in Description	-				
Type in Description	-				
Total	-	-	-	-	-
<i>N/A</i>					
Type in Description	-				
Type in Description	-				
Type in Description	-				
Type in Description	-				
Total	-	-	-	-	-
<i>N/A</i>					
Type in Description	-				
Type in Description	-				
Type in Description	-				
Type in Description	-				
Total	-	-	-	-	-
<b>TOTAL PROPOSED CAPITAL BUDGET</b>	<b>\$ 800,000</b>	<b>\$ 800,000</b>	<b>\$ -</b>	<b>\$ -</b>	<b>\$ -</b>

Enter brief description of up to four projects for each operation above. For operations with more than four budgeted projects, please attach additional schedules. Input total amount of all projects for the operation on single line and enter "See Attached Schedule" instead of project description.

## 5 Year Capital Improvement Plan

Secaucus Municipal Utilities Authority  
For the Period January 1, 2021 to December 31, 2021

*Fiscal Year Beginning in*

	Estimated Total Cost	Current Budget					
		Year 2021	2022	2023	2024	2025	2026
<i>Operation #1</i>							
Misc. Improve.\Upgrades	\$ 4,800,000	\$ 800,000	\$ 800,000	\$ 800,000	\$ 800,000	\$ 800,000	\$ 800,000
Type in Description	-	-	-	-	-	-	-
Type in Description	-	-	-	-	-	-	-
Type in Description	-	-	-	-	-	-	-
Total	4,800,000	800,000	800,000	800,000	800,000	800,000	800,000
<i>Operation #2</i>							
Type in Description	-	-	-	-	-	-	-
Type in Description	-	-	-	-	-	-	-
Type in Description	-	-	-	-	-	-	-
Type in Description	-	-	-	-	-	-	-
Total	-	-	-	-	-	-	-
<i>N/A</i>							
Type in Description	-	-	-	-	-	-	-
Type in Description	-	-	-	-	-	-	-
Type in Description	-	-	-	-	-	-	-
Type in Description	-	-	-	-	-	-	-
Total	-	-	-	-	-	-	-
<i>N/A</i>							
Type in Description	-	-	-	-	-	-	-
Type in Description	-	-	-	-	-	-	-
Type in Description	-	-	-	-	-	-	-
Type in Description	-	-	-	-	-	-	-
Total	-	-	-	-	-	-	-
<i>N/A</i>							
Type in Description	-	-	-	-	-	-	-
Type in Description	-	-	-	-	-	-	-
Type in Description	-	-	-	-	-	-	-
Type in Description	-	-	-	-	-	-	-
Total	-	-	-	-	-	-	-
<b>TOTAL</b>	<b>\$ 4,800,000</b>	<b>\$ 800,000</b>	<b>\$ 800,000</b>	<b>\$ 800,000</b>	<b>\$ 800,000</b>	<b>\$ 800,000</b>	<b>\$ 800,000</b>

*Project descriptions entered on Page CB-3 will carry forward to Pages CB-4 and CB-5. No need to re-enter project descriptions above.*

## 5 Year Capital Improvement Plan Funding Sources

Secaucus Municipal Utilities Authority

For the Period January 1, 2021 to December 31, 2021

	Estimated Total Cost	Funding Sources				
		Unrestricted Net Position Utilized	Renewal & Replacement Reserve	Debt Authorization	Capital Grants	Other Sources
<i>Operation #1</i>						
Misc. Improve.\Upgrades	\$ 4,800,000	\$ 4,800,000				
Type in Description	-					
Type in Description	-					
Type in Description	-					
Total	4,800,000	4,800,000	-	-	-	-
<i>Operation #2</i>						
Type in Description	-					
Type in Description	-					
Type in Description	-					
Type in Description	-					
Total	-	-	-	-	-	-
<i>N/A</i>						
Type in Description	-					
Type in Description	-					
Type in Description	-					
Type in Description	-					
Total	-	-	-	-	-	-
<i>N/A</i>						
Type in Description	-					
Type in Description	-					
Type in Description	-					
Type in Description	-					
Total	-	-	-	-	-	-
<i>N/A</i>						
Type in Description	-					
Type in Description	-					
Type in Description	-					
Type in Description	-					
Total	-	-	-	-	-	-
<i>N/A</i>						
Type in Description	-					
Type in Description	-					
Type in Description	-					
Type in Description	-					
Total	-	-	-	-	-	-
<b>TOTAL</b>	<b>\$ 4,800,000</b>	<b>\$ 4,800,000</b>	<b>\$ -</b>	<b>\$ -</b>	<b>\$ -</b>	<b>\$ -</b>
Total 5 Year Plan per CB-4	\$ 4,800,000					
Balance check		- If amount is other than zero, verify that projects listed above match projects listed on CB-4.				

Project descriptions entered on Page CB-3 will carry forward to Pages CB-4 and CB-5. No need to re-enter project descriptions above.